



# SKÁLY JAKO PANELÁKY Najdi dvojice obrázků přírodního prostředí a podobného městského prostředí




1

NORA




2

SKALNÍ VĚŽ




3

BALKON




4

NORA




5

TOVÁRNÍ KOMÍN



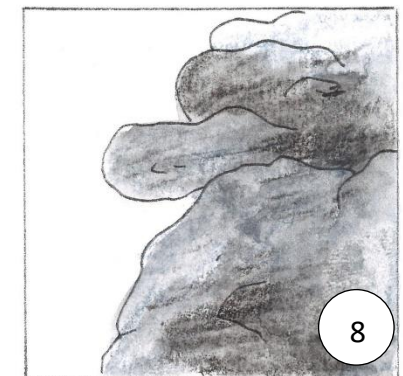
6

JESKYNĚ




7

DUTINA




8

SKALNÍ ŘÍMSA



9

BUDKA




10

DÍRA VE ZDI



11

KANÁL



12

SKLEP